



[Vidensbase](#) > [Meet Manager Admin](#) > [How to handle withdrawals from preliminary heats to finals in Swimify Meet Manager and Coach App](#)

How to handle withdrawals from preliminary heats to finals in Swimify Meet Manager and Coach App

Erik Fornander - 2025-03-28 - [Meet Manager Admin](#)

Note: Currently this functionality has not been released to the general public!

It is now possible for coaches to do scratches/withdrawals from preliminary heats to finals and similar events where you advance from one round to the next.

In Swimify Meet Manager there is a setting for the competition where you set how many minutes after you set the round to official that you want the scratch lock time to be. The lock time is the last time where coaches can make scratches to the next round. When the lock time stamp has passed then coaches cannot make anymore scratches in the coach app.

You can find the setting in the Competition tab, under the subtab called Rules and in the button for More meet settings. The setting is called "Lock scratches to finals X mins after status Official" as seen in image below.

The screenshot shows the 'Settings' window with the 'Rules' subtab selected. The 'Competition sessions' table on the right lists 10 sessions. The 'More meet settings (Senior/Junior, Holdstævne...)' button is highlighted. The dropdown menu is open, showing various competition rules. The 'Lock scratches to finals X mins after status Official: 30' setting is highlighted.

No.	Name
1	Fredag 28 juni 2019 kl. 10:00
2	Fredag 28 juni 2019 kl. 17:30
3	Lördag 29 juni 2019 kl. 10:00
4	Lördag 29 juni 2019 kl. 17:30
5	Söndag 30 juni 2019 kl. 09:30
6	Söndag 30 juni 2019 kl. 17:00
7	Måndag 1 juli 2019 kl. 10:00
8	Måndag 1 juli 2019 kl. 17:30
9	Tisdag 2 juli 2019 kl. 10:00
10	Tisdag 2 juli 2019 kl. 17:30

Settings Rules Print settings

Use conversion of entry: ☒ SM/JSM

Use youth WPS points: ☐

Disqualification codes:

Use Qualification dates: ☒ Qualification dates...

Date swimmers age up: 31.12.2019

Season change date: 31.12.2019

Late withdrawal rule: Ask user every time

Max entries per competitor: 0 Per relay team: 0

Swedish competition level: International rules

More meet settings (Senior/Junior, Holdstævne...)

☐ Senior/Junior competition

☐ Seriesim/Holdstævne Seriesim/Holdstævne settings...

☐ Startfælleskaber relay

☐ Swedish Utmanaren 2.0

☐ Point collection competition

☐ A-finals get better rank than B-finals for age groups

☒ Prioritize competition pool entries

☐ Sort "Not in competition" entries last

☐ Split mixed events

☒ Restrict foreigners in finals 2

☐ Use reserves to finals 0

☐ Seed finals on time in previous round instead of rank

☐ Ignore timelimits when importing entries

☐ Ignore time limits for Para swimmers when importing entries

☐ Enable alternate heats in time schedule

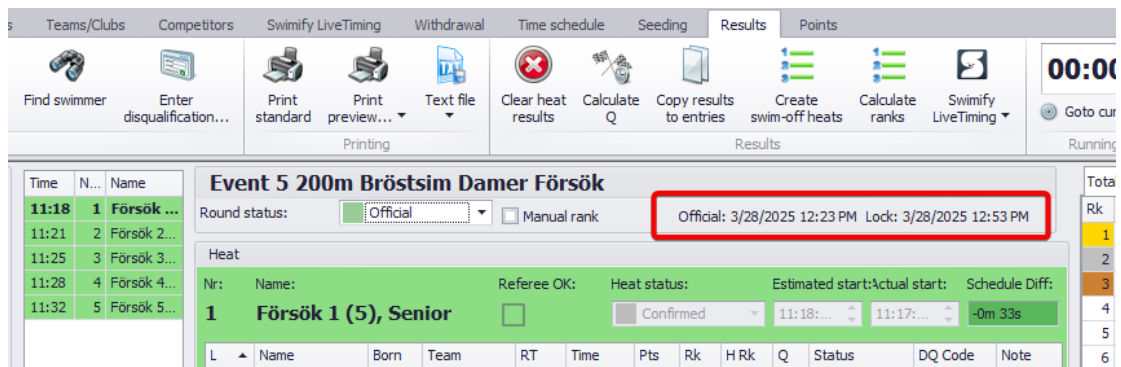
☐ Use max qualified per nation 2

☐ World Para Series

☐ Allow AQUA points for disqualified swimmers

Lock scratches to finals X mins after status Official: 30

In the Results tab you can not see the date and time when the round was set to official and what time the lock time is set to, see image below.



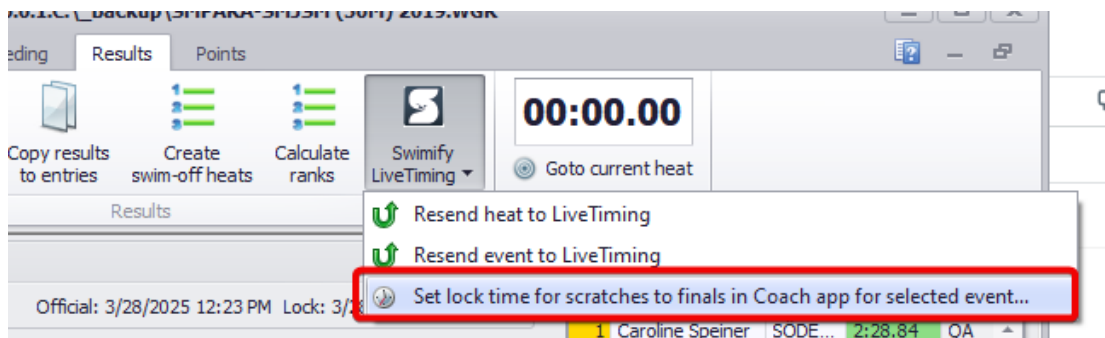
If the round has not been set to official then the text labels will not be shown at all.

Important: Note that the official timestamp will NOT change if you change the round status from "Official" to "Ongoing". If you want to reset the official timestamp then you must set the round status to "Ready for start"

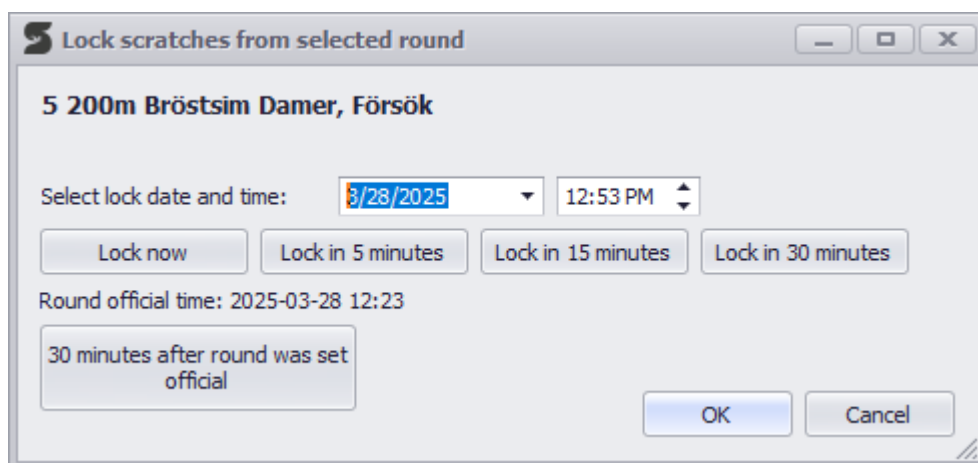
So if you want to make some changes without changing the Official timestamp then you must change the round status from Official to Ongoing.

If you do want to update the Official timestamp then you must first change the round status to "Ready for start" and then change the status to "Official" again.

You can also manually change the Lock timestamp by clicking on the Swimify LiveTiming button in the ribbon and then click on the menu button named "Set lock time for scratches to finals in Coach app for selected event..." as seen in the image below.



When you click this button you will get a new window where you can set the lock time for the selected event.



In this window you can either enter the date and time directly or you can click on one of the buttons that will set the lock time depending on what button you press (for example Lock now, Lock in 30 minutes, lock 30 minutes after round was set official etc.)

When you have selected a lock time for scratches to finals then you click OK to save the time for the selected

event and round. If you click on Cancel then you will close the window without doing any changes.

Important note: This window will ONLY set the lock timestamp regarding scratches from preliminary heats to finals! It will not change the timestamp for when the scratches to entries are locked!